

**CITY OF KERRVILLE, TEXAS  
RESOLUTION NO. 09-2024**

**A RESOLUTION CANVASSING THE RETURNS AND  
DECLARING THE RESULTS OF THE MAY 4, 2024, CITY  
GENERAL ELECTION**

**WHEREAS**, the City of Kerrville, Texas, held its general election on the 1<sup>st</sup> Saturday of May 2024 (May 4, 2024), for the purpose of electing a Mayor, Councilmember Place Three, and Councilmember Place Four, each to serve a two-year term; and

**WHEREAS**, it is found and determined that said election was held in accordance with the authorized procedures; that notice of the election was duly given in the form, manner, and time required by law; and that said election was in all respects legally held and conducted in accordance with the applicable laws of the State of Texas; and

**WHEREAS**, it is necessary and legally required for the City Council to canvass the returns of this election and to declare the results;

**NOW, THEREFORE, BE IT RESOLVED BY THE CITY COUNCIL OF THE CITY OF KERRVILLE, KERR COUNTY, TEXAS:**

**SECTION ONE.** The statements and findings provided above are adopted.

**SECTION TWO.** The cumulative results report, as submitted by the election judge and shown in **Exhibit A**, is accepted and approved.

**SECTION THREE.** From the returns duly and legally made, there were 4,551 valid legal voters and each of the candidates in the election received the following votes:

PLACE	NAME OF CANDIDATE	VOTES RECEIVED
Mayor	Roman Garcia	1,838
Mayor	Joe Herring Jr.	2,692
Councilmember – Place Three	Kent McKinney	3,006
Councilmember – Place Three	Brent Bates	1,178

Councilmember – Place Four	Barbara Dewell Ferguson	1,937
Councilmember – Place Four	Brenda Hughes	2,553


**SECTION FOUR.** The election was duly called, notice thereof given, and held in accordance with the laws of the State of Texas governing the same; that the following named people, having received the highest number of votes cast for the respective offices are declared duly elected for a term that will continue through May 2, 2026, subject to their qualifying and taking the required oath and for the length of time legally necessary to canvass and take other actions following the election:

**JOE HERRING JR., Mayor**


**KENT MCKINNEY, Councilmember Place Three**

**BRENDA HUGHES, Councilmember Place Four**


PASSED AND APPROVED ON this the 14 day of May A.D., 2024.

  
Judy Eychner, Mayor

APPROVED AS TO FORM:

  
Michael C. Hayes, City Attorney

ATTEST:

  
Shelley McElhannon, City Secretary

## ATTACHMENT A



**Precinct Results Report**MAY 4, 2024 CITY OF KERRVILLE  
ELECTIONRun Time 11:10 AM  
Run Date 05/11/2024**KERR COUNTY, TEXAS****GENERAL ELECTION**

5/4/2024

Page 1

**Official Results****Registered Voters**

4553 of 16954 = 26.86%

**Precincts Reporting**

1 of 1 = 100.00%

**CKV**

4,553 of 16,954 registered voters = 26.86%

**MAYOR - Vote for none or one**

Choice	Party	Absentee Voting		Early Voting		Election Day Voting		Total	
Roman Garcia		74	30.08%	1,235	38.65%	531	48.67%	1,840	40.60%
Joe Herring Jr		172	69.92%	1,960	61.35%	560	51.33%	2,692	59.40%
Cast Votes:		246	100.00%	3,195	100.00%	1,091	100.00%	4,532	100.00%
Undervotes:		2		13		6		21	
Overvotes:		0		0		0		0	

**COUNCILMEMBER PLACE THREE - Vote for none or one**

Choice	Party	Absentee Voting		Early Voting		Election Day Voting		Total	
Kent McKinney		165	73.66%	2,179	73.10%	663	67.65%	3,007	71.85%
Brent Bates		59	26.34%	802	26.90%	317	32.35%	1,178	28.15%
Cast Votes:		224	100.00%	2,981	100.00%	980	100.00%	4,185	100.00%
Undervotes:		24		226		116		366	
Overvotes:		0		1		1		2	

**COUNCILMEMBER PLACE FOUR - Vote for none or one**

Choice	Party	Absentee Voting		Early Voting		Election Day Voting		Total	
Barbara Dewell Ferguson		79	33.47%	1,322	41.57%	538	50.00%	1,939	43.17%
Brenda Hughes		157	66.53%	1,858	58.43%	538	50.00%	2,553	56.83%
Cast Votes:		236	100.00%	3,180	100.00%	1,076	100.00%	4,492	100.00%
Undervotes:		12		27		21		60	
Overvotes:		0		1		0		1	

**PROPOSITION A**

Choice	Party	Absentee Voting		Early Voting		Election Day Voting		Total	
FOR		227	96.60%	2,805	91.49%	888	85.80%	3,920	90.41%
AGAINST		8	3.40%	261	8.51%	147	14.20%	416	9.59%
Cast Votes:		235	100.00%	3,066	100.00%	1,035	100.00%	4,336	100.00%
Undervotes:		12		141		61		214	
Overvotes:		1		1		1		3	



**Precinct Results Report**MAY 4, 2024 CITY OF KERRVILLE  
ELECTIONRun Time 11:10 AM  
Run Date 05/11/2024**KERR COUNTY, TEXAS****GENERAL ELECTION**

5/4/2024

Page 2

**Official Results****Registered Voters**

4553 of 16954 = 26.86%

**Precincts Reporting**

1 of 1 = 100.00%

**CKV**

4,553 of 16,954 registered voters = 26.86%

**PROPOSITION B**

Choice	Party	Absentee Voting		Early Voting		Election Day Voting		Total	
FOR		228	95.00%	2,775	90.42%	883	85.07%	3,886	89.39%
AGAINST		12	5.00%	294	9.58%	155	14.93%	461	10.61%
Cast Votes:		240	100.00%	3,069	100.00%	1,038	100.00%	4,347	100.00%
Undervotes:		8		137		58		203	
Overvotes:		0		2		1		3	

**PROPOSITION C**

Choice	Party	Absentee Voting		Early Voting		Election Day Voting		Total	
FOR		177	74.68%	1,918	63.01%	577	55.80%	2,672	61.92%
AGAINST		60	25.32%	1,126	36.99%	457	44.20%	1,643	38.08%
Cast Votes:		237	100.00%	3,044	100.00%	1,034	100.00%	4,315	100.00%
Undervotes:		11		162		63		236	
Overvotes:		0		2		0		2	

**PROPOSITION D**

Choice	Party	Absentee Voting		Early Voting		Election Day Voting		Total	
FOR		128	53.11%	1,331	42.96%	343	32.45%	1,802	40.99%
AGAINST		113	46.89%	1,767	57.04%	714	67.55%	2,594	59.01%
Cast Votes:		241	100.00%	3,098	100.00%	1,057	100.00%	4,396	100.00%
Undervotes:		7		105		39		151	
Overvotes:		0		5		1		6	

**PROPOSITION E**

Choice	Party	Absentee Voting		Early Voting		Election Day Voting		Total	
FOR		193	83.91%	2,345	78.69%	751	74.14%	3,289	77.88%
AGAINST		37	16.09%	635	21.31%	262	25.86%	934	22.12%
Cast Votes:		230	100.00%	2,980	100.00%	1,013	100.00%	4,223	100.00%
Undervotes:		18		227		83		328	
Overvotes:		0		1		1		2	



**Precinct Results Report**MAY 4, 2024 CITY OF KERRVILLE  
ELECTIONRun Time 11:10 AM  
Run Date 05/11/2024**KERR COUNTY, TEXAS****GENERAL ELECTION**

5/4/2024

Page 3

**Official Results****Registered Voters**

4553 of 16954 = 26.86%

**Precincts Reporting**

1 of 1 = 100.00%

**CKV**

4,553 of 16,954 registered voters = 26.86%

**PROPOSITION F**

Choice	Party	Absentee Voting		Early Voting		Election Day Voting		Total	
FOR		130	54.62%	1,532	49.82%	389	37.40%	2,051	47.12%
AGAINST		108	45.38%	1,543	50.18%	651	62.60%	2,302	52.88%
Cast Votes:		238	100.00%	3,075	100.00%	1,040	100.00%	4,353	100.00%
Undervotes:		10		132		55		197	
Overvotes:		0		1		2		3	

**PROPOSITION G**

Choice	Party	Absentee Voting		Early Voting		Election Day Voting		Total	
FOR		168	71.49%	1,837	60.59%	531	51.40%	2,536	58.98%
AGAINST		67	28.51%	1,195	39.41%	502	48.60%	1,764	41.02%
Cast Votes:		235	100.00%	3,032	100.00%	1,033	100.00%	4,300	100.00%
Undervotes:		13		171		62		246	
Overvotes:		0		5		2		7	

**PROPOSITION H**

Choice	Party	Absentee Voting		Early Voting		Election Day Voting		Total	
FOR		166	70.34%	1,899	62.74%	539	52.95%	2,604	60.83%
AGAINST		70	29.66%	1,128	37.26%	479	47.05%	1,677	39.17%
Cast Votes:		236	100.00%	3,027	100.00%	1,018	100.00%	4,281	100.00%
Undervotes:		12		179		78		269	
Overvotes:		0		2		1		3	

**PROPOSITION I**

Choice	Party	Absentee Voting		Early Voting		Election Day Voting		Total	
FOR		163	69.66%	1,882	62.40%	533	52.46%	2,578	60.43%
AGAINST		71	30.34%	1,134	37.60%	483	47.54%	1,688	39.57%
Cast Votes:		234	100.00%	3,016	100.00%	1,016	100.00%	4,266	100.00%
Undervotes:		14		191		81		286	
Overvotes:		0		1		0		1	

**Precinct Results Report**MAY 4, 2024 CITY OF KERRVILLE  
ELECTIONRun Time 11:10 AM  
Run Date 05/11/2024**KERR COUNTY, TEXAS****GENERAL ELECTION**

5/4/2024

Page 4

**Official Results****Registered Voters**

4553 of 16954 = 26.86%

**Precincts Reporting**

1 of 1 = 100.00%

**CKV**

4,553 of 16,954 registered voters = 26.86%

**PROPOSITION J**

Choice	Party	Absentee Voting		Early Voting		Election Day Voting		Total	
FOR		132	57.14%	1,512	50.35%	379	37.19%	2,023	47.57%
AGAINST		99	42.86%	1,491	49.65%	640	62.81%	2,230	52.43%
Cast Votes:		231	100.00%	3,003	100.00%	1,019	100.00%	4,253	100.00%
Undervotes:		17		200		77		294	
Overvotes:		0		5		1		6	

\*\*\* End of report \*\*\*